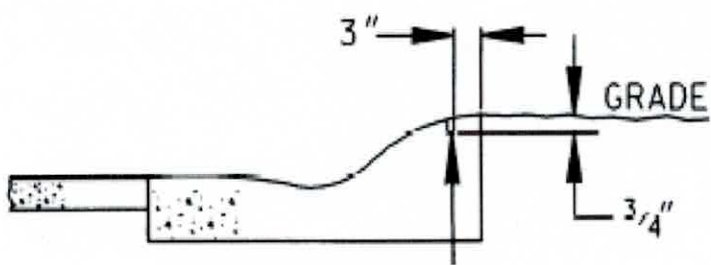
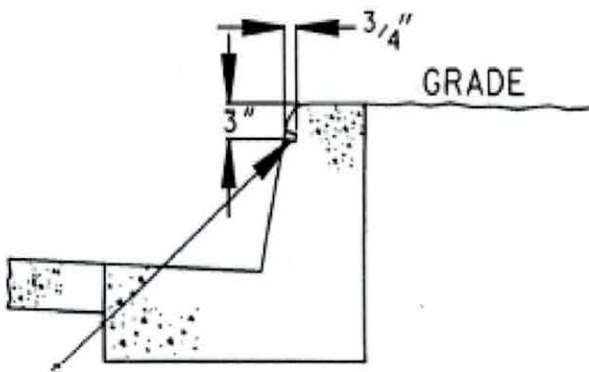


LADWP Lead Plug For Service Conduit Dead End Location (H-168)

ROLLED CURB



STANDARD CURB

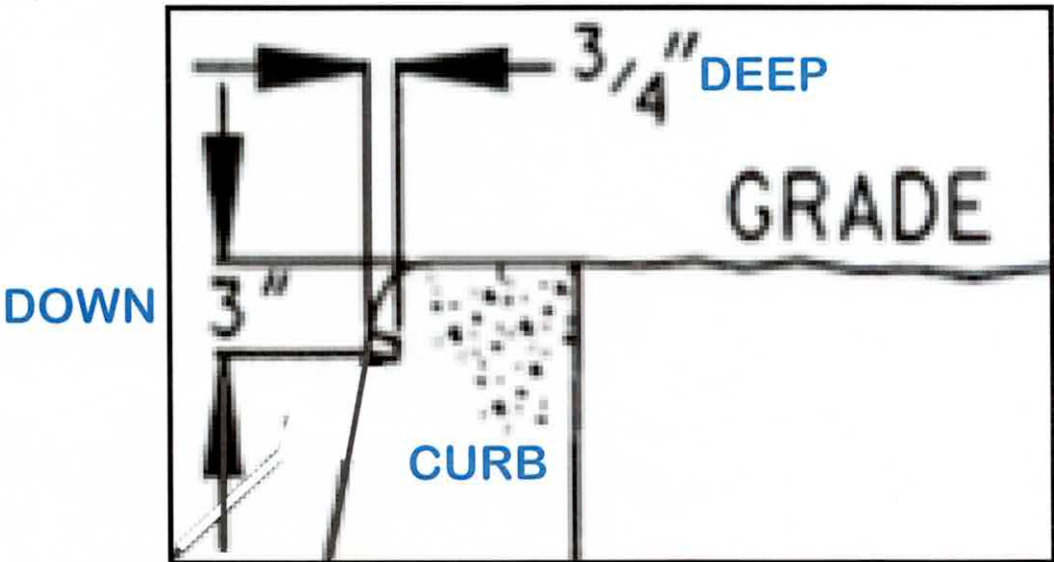


PLACE LEAD PLUG (5/8" DIA) IN CURB
OPPOSITE ENTRANCE OF SERVICE CONDUIT
INTO LOT AND STREET LIGHT SERVICE.
PLUGS SHALL BE DESIGNATED AS SERVICE (P)

Drill a **5/8" diameter**
hole in the curb face.

It needs to be **3" down**
from the top of the curb.

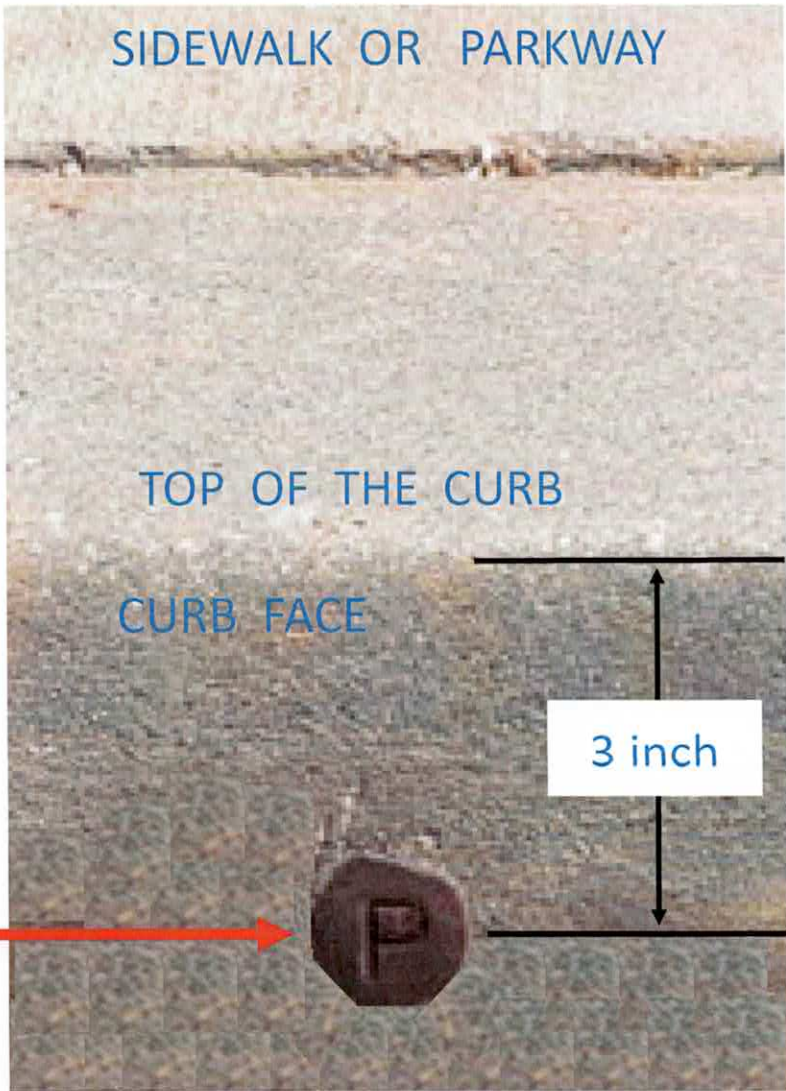
The hole needs to be
3/4" deep.



Lead Fishing Weights
can be used to create
the Lead Plug for the
curb face and installed
into the 5/8" dia. hole
Approximately \$5.00



Capital Letter "P"
Hand Tool Stamp
1/2 inch tall letter
Approx. \$12.00



Use a flat face hammer to compress lead material into the drilled hole so that it is flush with the face of the curb.

Then use letter "P" stamp to imprint the letter into the lead plug.

Drill a 3/4in

Deep hole

with a 5/8in

Diameter Drill

3in

